

## INVESTMENT OBJECTIVE

Endeavour to consistently generate **ALPHA** by investing in **Turnaround Business where Emerging Leadership & Growth** are in common through Turtle's **QUANT-Based Investment process**.

Driven by data, our investment strategy minimizes human bias through a structured, objective process.

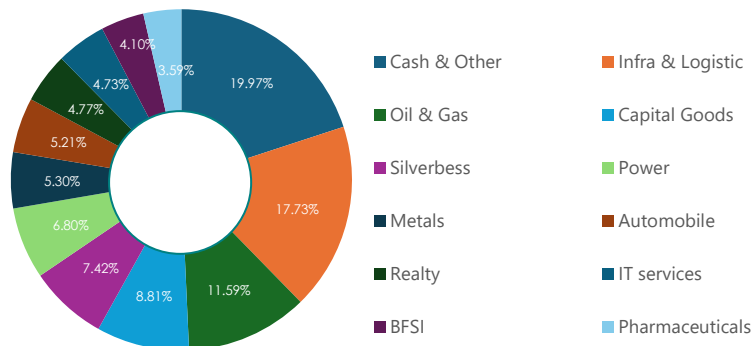
## INVESTMENT THEME

Tailored for first-time PMS investors seeking exposure to high-potential emerging companies with moderate to high volatility, aiming to build long-term wealth.

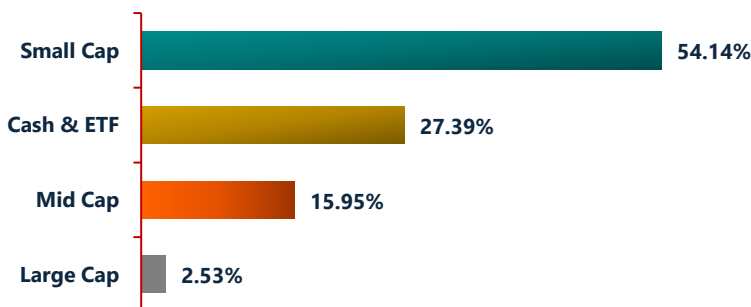
We continuously select, allocate, and review investments through our trademark **PPP (Price, Profit, and People)** investment process.

For more detail review 2nd page.

## SECTOR WISE ALLOCATION

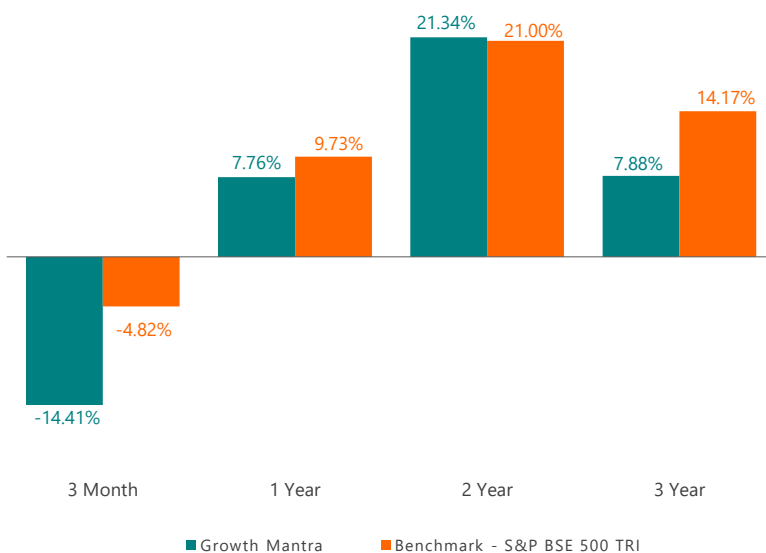


## MARKET CAPITALIZATION



## PERFORMANCE CHART

Growth Mantra PMS Fund VS S&P BSE 500 TRI



Performance Data is as on January, 31 2025. | Figures are Inclusive of Fees, Taxes and other charges. | Above performance data is not verified by SEBI | Past performance does not guarantee future returns. | SEBI Reg No: INP000006758 | For more details please visit <https://turtlewealth.in/>

## PMS FUND DETAILS

### INCEPTION DATE

October 2020

### CATEGORY

Flexi Cap Fund

### BENCHMARK

BSE 500 TRI

### MINIMUM INVESTMENT

50 Lakhs

### INVESTING APPROACH

Quant Based

### FUND MANAGER

Mr. Rohan Mehta

### NO. OF STOCKS

15-20

### AUM

209 Cr.

### AVERAGE MARKET CAP

21,500 Cr.

### AVERAGE PE/EPS

21.76/46.02

### STD DEV

18.99%

### SHARPE RATIO

0.05

### ALPHA

-1.97%

### BETA

0.69

## FUND MANAGER



### ROHAN MEHTA

[CEO & Fund Manager of Turtle Wealth]

- MBA with 17 Years of Experience in Equity Markets.
- Proficient in Quant Investing, generated more than 21% CAGR Return.
- Author of 212° The Complete Trader
- Managing more than 600+ Cr. Funds
- Passionate for: Spirituality, Stocks Squash & Vision Board.

## FEES STRUCTURE

### INVESTMENT BELOW 1 CR.

- **FIXED** - 2% Per Annum on Average Fund Value
- **PERFORMANCE** - Nil

### INVESTMENT ABOVE 1 CR.

- **FIXED** - 1% Per Annum on Average Fund Value
- **PERFORMANCE** - 10% Profit Sharing at every redemption.

Fixed Fees charged will be adjusted against Profit sharing amount.

## EXIT LOAD

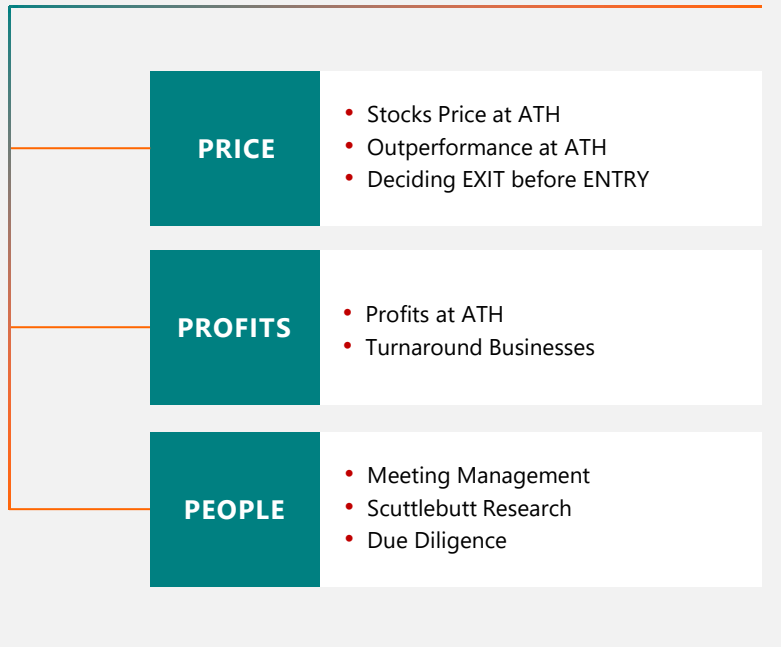
- **NIL**

[KNOW MORE](#)

## CUSTODIAN & AUDITOR

- **CUSTODIAN** – Orbis Financial Corporation Ltd.
- **AUDITOR** - SecMark Consultancy Ltd.

## PPP INVESTMENT PROCESS™



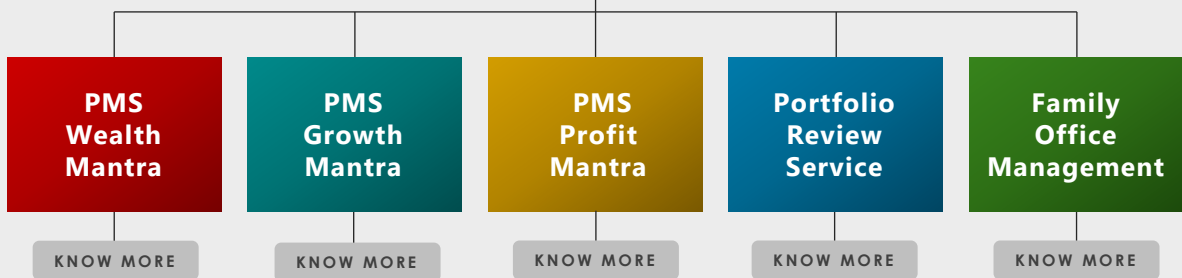
## TURTLE'S STOCK SELECTION PROCESS



## 6 USP OF TURTLE PMS



## PRODUCT & SERVICES



## 10 Reasons WHY you should NOT Invest with Turtle

KNOW MORE

### DISCLAIMER

Turtle Wealth Management Pvt. Ltd. (hereinafter referred to as "the Company") is a SEBI registered Portfolio Manager, SEBI Reg. No: INP000006758. The registered office of the Company is located at 1001, Rajhans Montessa, Dumas Road, near Airport, Surat, Gujarat 395007. The Company specializes in Portfolio Management Services (i.e. Discretionary and Advisory).

Investments in the securities market are subject to market risks, and there is no assurance or guarantee that the objectives of any investment portfolio will be achieved. Past performance is not indicative of future results. Above performance data is not verified by SEBI. It is important for investors to consider their financial condition, risk tolerance, and investment objectives before making any investment decisions. The content provided by the Company, including but not limited to reports, research materials, and presentations, is for informational purposes only and should not be construed as an offer to buy or sell securities, or a solicitation of an offer to buy or sell securities, in any jurisdiction where such an offer or solicitation would be considered illegal.

The Company has not been suspended, debarred, or barred from doing business by any Stock Exchange, SEBI, or any other regulatory authority, nor has its certificate of registration been cancelled at any point in time. Information provided by the Company, including percentage returns and performance data, may include simulated or back-tested results, which have inherent limitations and may not reflect actual trading or the effect of material economic and market conditions on decision-making processes.

Investors are advised to conduct their own investigations, consider all risk factors including their financial condition and suitability to risk-return profile, and seek independent professional advice before investing. The opinions expressed by the Company are based on current market conditions and are subject to change without notice. The Company and its associates, officers, directors, and employees may have positions or other interests in securities mentioned in materials provided by the Company.

This material is intended for the personal information of the authorized recipient only and is not for public distribution. It must not be reproduced or redistributed without the express written consent of the Company. The Company makes no representations or warranties regarding the accuracy or completeness of the information provided and accepts no liability for any loss arising from the use of this material. Investors are cautioned that forward-looking statements are not guarantees of future performance and are subject to change without notice.

\*For more information, please visit our website [www.turtlewealth.in](http://www.turtlewealth.in)