

Investment Objective



“Endeavour to create 10x Wealth in 10 Yrs. with a CAGR of 25% + by investing in Fastest Growing Companies of India, with a bottom-up approach & Robust Risk Management System”

Investment Strategy



Flexi-Cap Fund – with one of the most Unique Stock Selection Strategy, which is 100% Process-based approach i.e. called

P.P.P.

Price: Positive Trend
Profits: Great Financials
People: Extraordinary Business

Investment Rationale



Inception Date 18th Oct. 2020

Stocks Up to 18 Stocks

Benchmark BSE 500 TRI

Portfolio Manager



Mr Rohan Mehta (MBA)

CEO, Investor, Author, Fund Manager with experience of 15 Years of Wealth Creation.

Fee Structure



Option 1: Below 1 Cr. 2% (Fixed)

Option 2: Above 1 Cr. 1% (Fixed) + 10% Profit Sharing at EOC** (Fixed Fees will be adjusted against Profit Shared at EOC**)

*Fees is Exclusive of GST

**EOC = End of Contract

Minimum Investment



INR 50 Lac.

Top 3 Holdings

Stock	Weights
Bigbloc	15.25%
Voltamp Transfromers	8.43%
Oil India	8.36%

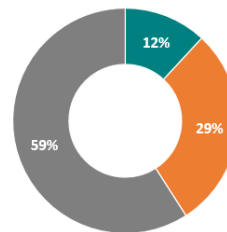
Top 3 Sector Allocation

Sectors	Weights
Infrastructure	15.25%
BFSI	11.58%
Capital Goods	10.71%

Equity Classification:

EQUITY ALLOCATION

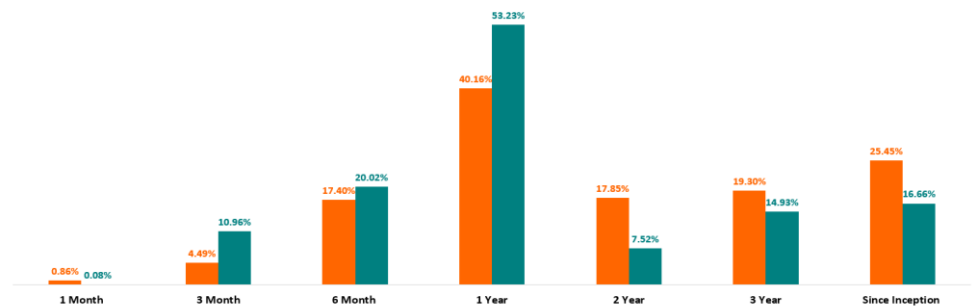
■ Large Cap ■ Mid Cap ■ Small cap



Portfolio Performance:

P.P.P. Strategy vs S&P BSE 500 TRI

■ Benchmark - S&P BSE 500 TRI ■ 212° Growth Mantra



* Performance Data is as on March, 31 2024. | Figures are Inclusive of Fees, Taxes and other charges. | Past performance does not guarantee future returns. | SEBI Reg No: INP00006758 | For more details please visit <https://turtlewealth.in/>

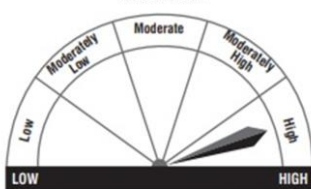
Risk Ratio

Std Deviation (yearly)	18.05%
Beta (Fund Volatility)	0.50
Alpha (yearly)	13.07%
Sharpe Ratio (yearly)	2.55

PMS FUND DETAILS

Average Market cap (Cr.)	42,000
Average P/E	32.61
Average EPS	100.79
No of Stocks	15

Riskometer



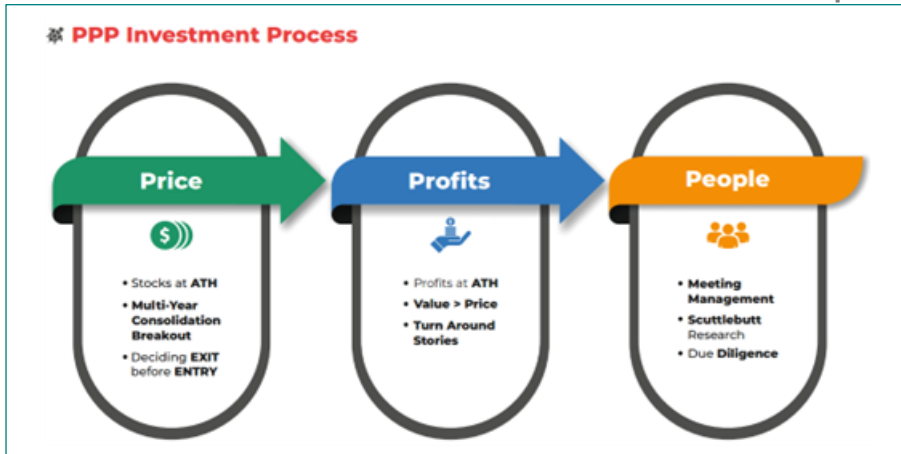
Investors understand that their principal will be at high risk





Disclaimer: Investments in securities are subject to market risk and there is no assurance or guarantee of the objectives of the Portfolio being achieved or safety of corpus. Past performance does not guarantee future performance. Investors must keep in mind that the mentioned statements/presentation cannot disclose all the risks and characteristics. Investors are requested to read and understand the investment strategy and take into consideration all the risk factors including the financial condition, suitability to risk-return profile, & the like and take professional advice before investing.


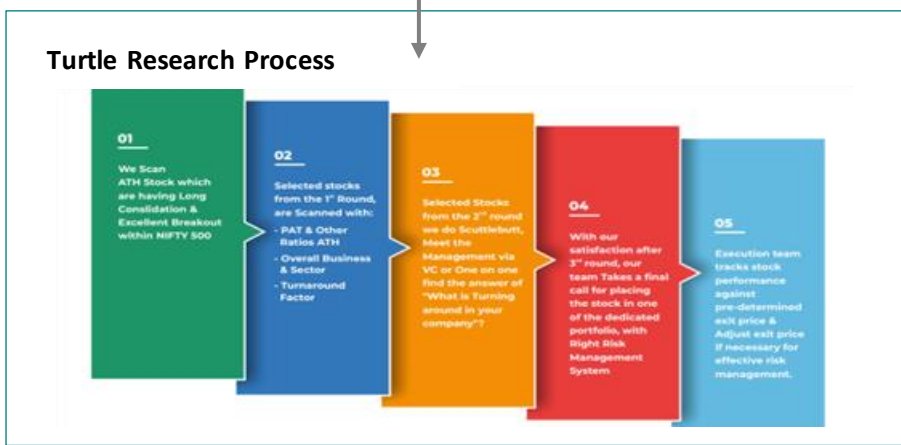
Portfolio Manager: Turtle Wealth Management Pvt. Ltd., SEBI Reg No: INP00006758 for more details visit www.turtlewealth.in

Our Investing Approach

How do we find the next wealth creator?







-  **Fastest Growing Company**
-  **Multi Year Consolidation Breakout**
-  **Tomorrows probable Leaders**
-  **Average of 10,000 Cr. Of Market Cap.**



- ### Top 5 Reasons to Choose Us
- 1** 100 Million \$+ Assets Managed across 250+ Families Globally
 - 2** To Invest in India's Turnaround Business
 - 3** Stock Selection with our PPP Process
 - 4** Planning "Exit before Entry" aka Robust Risk Management
 - 5** To invest only in "Human-Friendly Businesses"

Product & services:

 <p>PMS - 212° WEALTH MANTRA</p> <p>KNOW MORE</p>	 <p>PMS - 212° GROWTH MANTRA</p> <p>KNOW MORE</p>	 <p>PORTFOLIO REVIEW SERVICE</p> <p>KNOW MORE</p>	 <p>FAMILY OFFICE MANAGEMENT</p> <p>KNOW MORE</p>
---	---	---	---